

Step 5 : Inserting Citations into Word Document with *Cite While You Write*

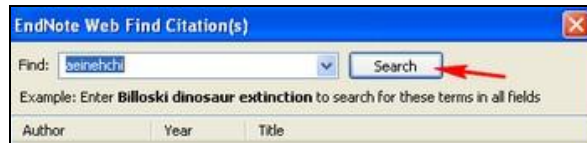
1. Login to EndNote Web. Open Microsoft Word.
2. Type a document. Position the cursor at the location where you want the citation to appear.

In a study by Aeinehchi |

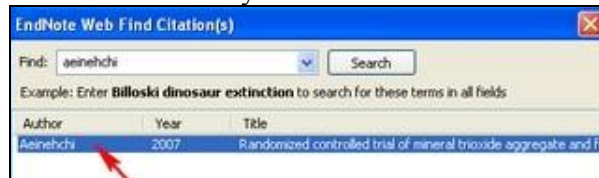
3. Click the **Find Citation(s)** button on the EndNote Web toolbar.



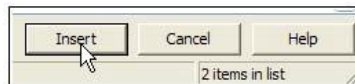
4. Enter a search term to find the reference stored in your EndNote Web you want to insert. Click on **Search**.



5. Select the reference you want to insert.



6. Click on **Insert**.



7. The reference will be inserted at the end of the Word document.

In a study by Aeinehchi (1)

1. Aeinehchi M, Dadvand S, Fayazi S, Bayat-Movahed S. Randomize d controlled trial of mineral trioxide aggregate and formocresol for pulpotomy in primary molar teeth. Int Endod J 2007;40:261-267.

8. Click on **Format Bibliography** to change the reference format to **desired style** (eg. APA 5th or J Amer Medical Association)

